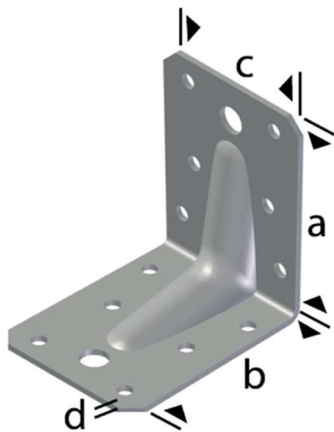



452037-ANGLEBRACKET 80x80x80x2.5 CE

ESSVE Angle brackets are intended to be used for anchoring crossing frameworks, as well as between wooden posts and awls or hammer bands.


ESSVE Angle fittings are made of 2.0, 2.5 or 3.0 mm hot-dip galvanised sheet steel. The angle brackets are equipped with 5.0 mm holes and larger bolt holes. The angle fittings are manufactured in two versions, with (MF) or without reinforcement.




Dimensions [mm]				Hole flange A	Hole flange B
a	b	c	d	Anchor nail	Anchor nail
80	80	80	2.5	10	14

Characteristic resistance					
Assembly /mounting	F _{Rk,1} [kN] Pillar	F _{Rk,1} [kN] Beam	F _{Rk,2/3} [kN]	F _{Rk,4} [kN]	F _{Rk,5} [kN]
Simple	1.8	1.8	11.4	-	-
Double	3.6	3.6	11.4	9.8	9.8
Allowable load [kg]					
Simple	80	80	500	-	-
Double	160	160	500	430	430

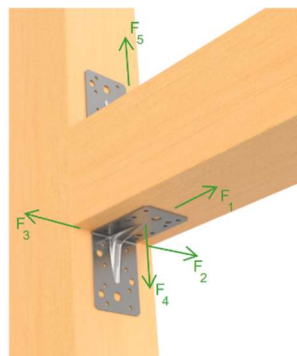
- Values refer to fittings as a system with ESSVE 4.0x40 anchor nails in accordance with ETA-23/0234
- Single angle brackets must be mounted on the underside of the beam
- When horizontal and vertical transverse force act $\left(\frac{F_{1,d}}{F_{Rd,1}}\right)^2 + \left(\frac{F_{2,d}}{F_{Rd,2}}\right)^2 + \left(\frac{F_{3,d}}{F_{Rd,3}}\right)^2 + \left(\frac{F_{4,d}}{F_{Rd,4}}\right)^2 + \left(\frac{F_{5,d}}{F_{Rd,5}}\right)^2 \leq 1,0$ simultaneously, the condition shall be fulfilled
- The allowable load is shown in unit [kg] and can be applied directly. All safety factors according to Eurocode 5 are already included with partial coefficient ($\gamma_M = 1.3$), load duration and moisture factor ($k_{mod} = 0.8$) as well as assumed load factor for ultimate limit state ($\gamma_{load} = 1.4$) according to EN 1990



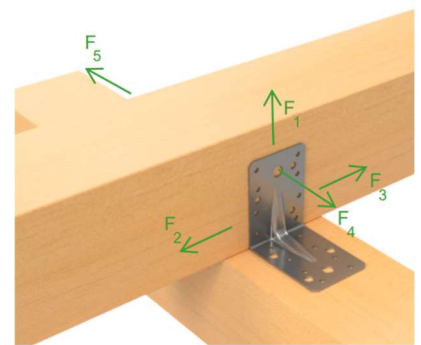
FLANGE A



FLANGE B



PILLAR



BEAM